



Kennedy

**SKYLIGHTS AND
SOLAR VENTILATION™**



Brighten Your World

GLASS SKYLIGHTS

High quality performance in an affordable glass skylight. Custom sizes and colors available.

KEY FEATURES

- .062 extruded aluminum for extra durability
- Welded corners for added strength and weatherproofing
- Powder coated bronze exterior for additional protection
- Easy-release, continuous hinge secures skylight frame to curb for quick removal and designed to divert water away from skylight
- Includes a full perimeter condensation gutter to prevent water infiltration
- Fits any roof pitch and adapts to most roofing systems
- 25-year limited warranty on glass and 10-year on defects in material and deterioration

POLYCARBONATE SKYLIGHTS

Highly durable, low-cost alternative to glass skylights. Two hurricane-rated models available.

KEY FEATURES

- Polycarbonate plastic is highly impact resistant - virtually unbreakable
- Low profile co-extruded polycarbonate sized to fit standard US truss/rafter framing
- Energy efficient double-dome construction
- High clarity and light transmission
- Blocks harmful ultra-violet radiation
- Lightweight - easy to handle and to install
- 10-year limited warranty against defects in workmanship and materials



Glass Skylights Models...



SFG 2" | 4" | 6" HIGH CURB

Self-Flashing Fixed Glass Skylight - deck mount with integrated 4" flange and pre-drilled screw holes, drywall return sized for both 1/2" and 5/8" drywall, choice of Tempered or High Impact glass, white wood interior.



SVFG 4" HIGH CURB

Self-Flashing Vented Glass Skylight - opens up to 8", insect screen included, deck mount with integrated 4" flange and pre-drilled holes, drywall return sized for both 1/2" and 5/8" drywall, Tempered glass, white wood interior. Manual or motorized options. Solar powered model also available.



CMG FITS OVER EXISTING CURB

Curb Mount Glass Skylight - installs over pre-built curb, white wood interior, extruded aluminum exterior with welded corners, can easily be replaced without modifying roofing material. Miami-Dade Approved model available.

SFG, SVFG AND CMG MODEL SIZES

1430	1446	2222	2230	2246	4622	2269	3030	3046	4646

Polycarbonate Skylights Models...



SELF-FLASHING




SF - mounts between the shingles and roof decking - no curb required, flange includes screw holes


SFA - aluminum curb with styrofoam interior and 4" predrilled flange, choice of 4" or 6" high curb

SFAW - aluminum curb with 4" pre-drilled flange, white wood interior, choice of 4" or 6" high curb

HSFAW - aluminum curb with 4" pre-drilled flange, white wood interior, choice of 4" or 6" high curb, tested and approved for hurricanes in all wind zones



CURB MOUNT



CM - mounts over pre-built curb. includes screw holes

CMA - aluminum frame with pre-drilled holes

HCMA - reinforced aluminum frame with welded corners and pre-drilled holes

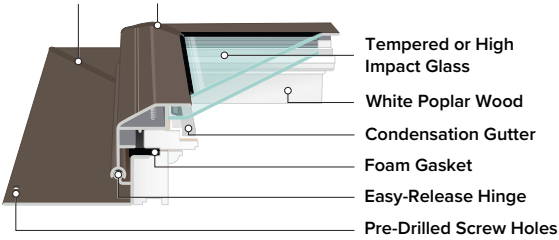
MD-HCMA - reinforced aluminum frame with welded corners and pre-drilled holes, tested and approved for hurricanes in all wind zones

POLYCARBONATE SKYLIGHT SIZES

1414	1422	1430	1446	2222	2230	2246	2269	3030	3046	4646

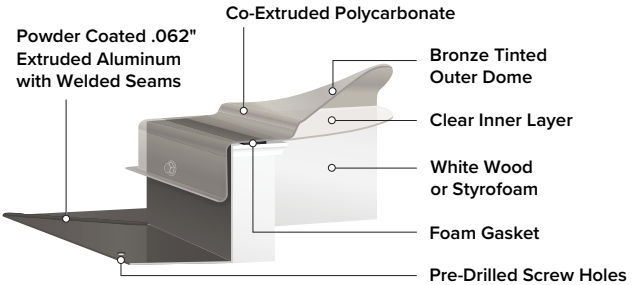
Quality Components

Powder Coated .062 Extruded Aluminum with Welded Seams



GLASS PERFORMANCE

- Features LoE-240 coating with Argon-filled glass
- Two glazing options: Tempered or High Impact
- High performance ratings for light transmission, solar heat gain, U-factor, and fading transmission
- Advanced technology dual-seal silicone system with patented stainless steel spacers



POLYCARBONATE ADVANTAGE

- 30-times more impact resistant than acrylic skylights
- 250-times more impact resistant than glass
- Resists temperature extremes from -60°F to +250°F
- 80% less yellowing than non co-extruded sheets

Certifications

- Certified to meet or exceed performance criteria defined by AAMA/WDMA 1600/IS 2-200 (non-venting models)
- Florida Building Code Approved / Class V2 Fire Rated
- NAMI Participant - Quality Assurance Program
- Miami-Dade County Approved (hurricane models)



TUBULAR SKYLIGHTS



4' KIT SIZES 10" | 13" | 18" | 21"

Heavy-duty, high performing alternative to traditional skylights. Transforms any dark space by filling it with soft, evenly dispersed natural light. Black, Bronze or Mill Finish.

Model Size	Coverage Area	Wattage Equivalent	Max Tube Length
10"	up to 150 sf	up to 300 watts	18'
13"	up to 300 sf	up to 500 watts	20'
18"	up to 500 sf	up to 1,000 watts	20'
21"	up to 700 sf	up to 1,450 watts	20'

KEY FEATURES

- Installs easily with no structural changes required
- Fits all roof types and slopes – pitched, flat and curb mount models available
- Attractive ceiling trim ring with flat or curved diffuser
- Blocks 99% of harmful UV rays with no hot spots
- Designed to perform optimally from sunup to sundown
- Qualifies for 30% Federal Tax Credit (when paired w/solar light kit)
- Hurricane Rated and Florida Building Code Approved
- Limited Lifetime Warranty – including all components!

ACCESSORIES

- Dimmer Kit
- Electric Light Kit
- Solar LED Light Kit
- Exhaust Vent Kit
- Angle Adapters
- Extra Light Pipe Sections
- Flashing Skirt and Turret Extension for Tile Roofs



Kennedy
SKYLIGHTS AND
SOLAR VENTILATION™



www.kennedyskylights.com