



DEPARTMENT OF REGULATORY AND ECONOMIC RESOURCES (RER)
BOARD AND CODE ADMINISTRATION DIVISION

MIAMI-DADE COUNTY
PRODUCT CONTROL SECTION
11805 SW 26 Street, Room 208
Miami, Florida 33175-2474
T (786) 315-2590 F (786) 315-2599

www.miamidade.gov/economy

NOTICE OF ACCEPTANCE (NOA)

Natural Light Energy Systems, LLC dba Kennedy Skylights
5294 Tower Way
Sanford, Florida 32773

SCOPE:

This NOA is being issued under the applicable rules and regulations governing the use of construction materials. The documentation submitted has been reviewed and accepted by Miami-Dade County RER-Product Control Section to be used in Miami Dade County and other areas where allowed by the Authority Having Jurisdiction (AHJ).

This NOA shall not be valid after the expiration date stated below. The Miami-Dade County Product Control Section (In Miami Dade County) and/or the AHJ (in areas other than Miami Dade County) reserve the right to have this product or material tested for quality assurance purposes. If this product or material fails to perform in the accepted manner, the manufacturer will incur the expense of such testing and the AHJ may immediately revoke, modify, or suspend the use of such product or material within their jurisdiction. RER reserves the right to revoke this acceptance if it is determined by Miami-Dade County Product Control Section that this product or material fails to meet the requirements of the applicable building code.

This product is approved as described herein and has been designed to comply with the High Velocity Hurricane Zone of the Florida Building Code.

DESCRIPTION: HCMA Skylight Systems

APPROVAL DOCUMENT: Drawing No. NL 0045, titled "HCMA Skylight" sheets 1 through 4 of 4, dated March 04, 2015, last revision #C, dated Dec. 06, 2017, prepared by Robert J. Amoruso, P.E., signed and sealed by Robert J. Amoruso, P.E., on Dec. 06, 2017, bearing the Miami-Dade County Product Control Revision stamp with the Notice of Acceptance number and the expiration date by the Miami-Dade County Product Control Section.

MISSILE IMPACT RATING: Large and Small Missile Impact Resistant

LABELING: Each unit shall bear a permanent label with the manufacturer's name or logo, Sanford, FL, and the following statement: "Miami-Dade County Product Control Approved", unless otherwise noted herein.

RENEWAL of this NOA shall be considered after a renewal application has been filed and there has been no change in the applicable building code negatively affecting the performance of this product.

TERMINATION of this NOA will occur after the expiration date or if there has been a revision or change in the materials, use, and/or manufacture of the product or process. Misuse of this NOA as an endorsement of any product, for sales, advertising or any other purposes shall automatically terminate this NOA. Failure to comply with any section of this NOA shall be cause for termination and removal of NOA.

ADVERTISEMENT: The NOA number preceded by the words Miami-Dade County, Florida, and followed by the expiration date may be displayed in advertising literature. If any portion of the NOA is displayed, then it shall be done in its entirety.

INSPECTION: A copy of this entire NOA shall be provided to the user by the manufacturer or its distributors and shall be available for inspection at the job site at the request of the Building Official.

This NOA revises & renews NOA #17-1219.03 and consists of this page 1, evidence submitted pages E-1 & E-2 as well as approval document mentioned above.

The submitted documentation was reviewed by Helmy A. Makar, P.E., M.S.




Helmy A. Makar
03/25/2021

NOA No. 20-0722.05
Expiration Date: 10/15/2025
Approval Date: 03/25/2021
Page 1

Natural Light Energy Systems, LLC dba Kennedy Skylights

NOTICE OF ACCEPTANCE: EVIDENCE SUBMITTED

- 1. EVIDENCE SUBMITTED UNDER PREVIOUS APPROVAL #15-0316.08**
 - A. DRAWINGS**
 1. *Drawing No. NL 0045, titled "HCMA Skylight" 4 sheets, dated March 04, 2015, prepared, signed and sealed by Robert J. Amoruso, P.E., on 09/17/15.*
 - B. TESTS**
 1. *Test report on Large Missile Impact Test per TAS 201, Cyclic Load Test per TAS 203, and Uniform Static air Pressure Test per TAS 202 on HCMA Skylight Systems, prepared by National Certified Testing Laboratories, Report No. NCTL-210-3992-01, dated 01/14/2015, signed and sealed by Gerard J. Ferrara, P.E.*
 2. *Revised Test report on Large Missile Impact per TAS 201, Cyclic Load Test per TAS 203, and Uniform Static air Pressure Test per TAS 202 on HCMA Skylight Systems, prepared by National Certified Testing Laboratories, Report No. NCTL-210-3992-01, dated 09/17/2015, signed and sealed by Gerard J. Ferrara, P.E.*
 - C. CALCULATIONS**
 1. *Calculation titled "ACE-2014-104", 16 pages, dated 03/04/2015, signed and sealed by Robert J. Amoruso, P.E.*
 - D. QUALITY ASSURANCE**
 1. *By Miami-Dade County Department of Regulatory and Economic Resources.*
 - E. MATERIAL CERTIFICATIONS**
 1. *None.*
 - F. OTHERS**
 1. *Compliance letter with the FBC, 2014 Edition, prepared by Robert J. Amoruso, P.E., signed & sealed by Robert J. Amoruso, P.E., on March 04, 2015.*
- 2. EVIDENCE SUBMITTED UNDER PREVIOUS APPROVAL #16-0329.07**
 - A. DRAWINGS**
 1. *Drawing No. NL 0045, titled "HCMA Skylight" sheets 1 through 4 of 4, dated March 04, 2015, last revision #B, dated March 13, 2016, prepared by Robert J. Amoruso, P.E., signed and sealed by Robert J. Amoruso, P.E., on 09/22/2016.*
 - B. TESTS**
 1. *None.*
 - C. CALCULATIONS**
 1. *None.*
 - D. QUALITY ASSURANCE**
 1. *By Miami-Dade County Department of Regulatory and Economic Resources.*
 - E. MATERIAL CERTIFICATIONS**
 1. *None.*



Helmy A. Makar, P.E., M.S.
Product Control Section Supervisor
NOA No. 20-0722.05
Expiration Date: 10/15/2025
Approval Date: 03/25/2021

Natural Light Energy Systems, LLC dba Kennedy Skylights

NOTICE OF ACCEPTANCE: EVIDENCE SUBMITTED

F. OTHERS

1. *Bill of Sales.*

3. EVIDENCE SUBMITTED UNDER PREVIOUS APPROVAL #17-1219.03

A. DRAWINGS

1. *Drawing No. NL 0045, titled " HCMA Skylight " sheets 1 through 4 of 4, dated March 04, 2015, last revision #C, dated Dec. 06, 2017, prepared by Robert J. Amoruso, P.E., signed and sealed by Robert J. Amoruso, P.E., on Dec. 06, 2017.*

B. TESTS

1. *None.*

C. CALCULATIONS

1. *None.*

D. QUALITY ASSURANCE

1. *By Miami-Dade County Department of Regulatory and Economic Resources.*

E. MATERIAL CERTIFICATIONS

1. *None.*

F. OTHERS

1. *Compliance letter with the FBC, 2017 Edition, prepared by Robert J. Amoruso, P.E., signed & sealed by Robert J. Amoruso, P.E., on Dec. 06, 2017.*

4. NEW EVIDENCE SUBMITTED

A. DRAWINGS

1. *Drawing #NL 0045, titled "HCMA Skylight" sheets 1 through 4 of 4, dated 03/04/15, Revision #C, dated 12/06/17, prepared by Robert J. Amoruso, P.E., signed and sealed by Robert J. Amoruso, P.E., on Dec. 06, 2017.*

B. TESTS

1. *None.*

C. CALCULATIONS

1. *None.*

D. QUALITY ASSURANCE


1. *By Miami-Dade County Department of Regulatory and Economic Resources.*

E. MATERIAL CERTIFICATIONS

1. *None.*

F. OTHERS

1. *Compliance letter with the FBC, 2020 Edition, prepared, signed & sealed by Robert J. Amoruso, P.E., on 07/23/20*



Helmy A. Makar, P.E., M.S.
Product Control Section Supervisor
NOA No. 20-0722.05
Expiration Date: 10/15/2025
Approval Date: 03/25/2021

NATURAL LIGHT ENERGY SYSTEMS, LLC dba KENNEDY SKYLIGHT

HCMA SKYLIGHT

PRODUCT REVISED
as complying with the Florida
Building Code
Acceptance No 20-0722.05
Expiration Date 10/15/2025
By H. A. Amoroso
Miami Dade Product Control

GENERAL NOTES:

1. THE PRODUCT AND IT'S ANCHORAGE SHOWN HEREIN IS DESIGNED TO COMPLY WITH THE HVHZ OF THE CURRENT EDITION OF THE FLORIDA BUILDING CODE (FBC).
2. THE PRODUCT DETAILS CONTAINED HEREIN ARE BASED UPON SIGNED AND SEALED TEST REPORT NO. NCTL-210-3992-1 AND ASSOCIATED LABORATORY STAMPED DRAWINGS.
3. THE SKYLIGHT HAS BEEN TESTED AS FOLLOWS:
 - 3.1. IN ACCORDANCE WITH THE HIGH VELOCITY HURRICANE ZONES (HVHZ) REQUIREMENTS OF TAS-202, TAS 201 & TAS 203 AS REQUIRED BY THE CURRENT EDITION OF THE FLORIDA BUILDING CODE (FBC).
4. POLYCARBONATE GLAZING MEETS THE REQUIREMENTS OF THE CURRENT EDITION OF THE FLORIDA BUILDING CODE (FBC).
5. WOOD FRAMING SHALL BE DESIGNED AND ANCHORED TO PROPERLY TRANSFER ALL LOADS TO THE STRUCTURE. BUCK DESIGN AND INSTALLATION IS THE RESPONSIBILITY OF THE ENGINEER OR ARCHITECT OF RECORD FOR THE PROJECT.
6. THE INSTALLATION DETAILS DESCRIBED HEREIN ARE GENERIC AND MAY NOT REFLECT ACTUAL CONDITIONS FOR A SPECIFIC SITE. IF SITE CONDITIONS CAUSE INSTALLATION TO DEVIATE FROM THE REQUIREMENTS DETAILED HEREIN, THEN THE BUILDING OFFICIAL MAY ELECT ONE OF THE FOLLOWING OPTIONS:
 - 6.1. INSIDE HVHZ: REQUIRE A ONE-TIME SITE SPECIFIC APPROVAL BE APPLIED FOR AND OBTAINED FROM THE MIAMI-DADE COUNTY PRODUCT CONTROL SECTION.
7. IMPACT PROTECTIVE SYSTEM REQUIREMENTS: NOT REQUIRED THE SKYLIGHT IS LARGE MISSILE IMPACT RESISTANT.
8. WHEN APPLICABLE AND IN ACCORDANCE WITH THE FLORIDA BUILDING CODE (FBC), DISSIMILAR METALS INCLUDING FASTENERS THAT MAY COME IN CONTACT WITH ALUMINUM SKYLIGHT FRAMING WOOD SHALL HAVE BEEN PROTECTED.
9. CURB CONSTRUCTION AND MOUNTING DETAILS:
 - 9.1. A CURB SUPPLIED BY OTHERS CONSTRUCTED AND MOUNTED IN ACCORDANCE WITH THE REQUIREMENTS OF THE CURRENT EDITION OF THE FLORIDA BUILDING CODE (FBC), WHERE THE SKYLIGHT IS TO BE INSTALLED IS ALLOWED. CURB HEIGHT SHALL BE A MINIMUM OF 4" AND A MAXIMUM OF 12" AND SHALL BE CONSTRUCTED IN SUCH A MANNER SUCH THAT THE SKYLIGHT IS A LEAST 4" ABOVE THE PLANE OF THE ROOF.
 - 9.2. DOME SHAPED SKYLIGHTS SHALL RISE ABOVE THE MOUNTING FLANGE A MINIMUM DISTANCE EQUAL TO 10 PERCENT OF THE MAXIMUM SPAN OF THE DOME BUT NOT LESS THAN 3 INCHES.
 - 9.3. INTEGRATION WITH ROOF ASSEMBLY SHALL BE IN ACCORDANCE WITH CHAPTER 15 OF THE CURRENT EDITION OF THE FLORIDA BUILDING CODE.


INSTALLATION NOTES:

1. INSTALL ALUMINUM RETAINING RING (ITEM NO. 5) AND POLYCARBONATE DOME (ITEMS NO. 1 AND 2) INTO CURB USING #10 X 1 3/4" SELF-DRILLING SCREWS. SPACE ANCHORS 4" MAX. FROM ENDS AND 6.3" O.C. THEREAFTER AS SHOWN ON ANCHOR LAYOUT ON SHEET 2. A TOTAL OF EIGHT ANCHORS IS REQUIRED ON EACH SIDE OF THE SKYLIGHT.
 - 1.1. FOR SKYLIGHT SIZES (WIDTH AND/OR HEIGHT) LESS THAN THAT SHOWN IN SHEET 2, THE QUANTITY OF ANCHORS CAN BE REDUCED WHILE MAINTAINING THE ON CENTER SPACING OF 6.3".
 - 1.2. SEE SHEET 3 FOR INSTALLATION ANCHOR REQUIREMENTS TABLE.
2. INSTALL 2x6 WOOD CURB (ITEM NO. 4) AND ALUMINUM FLASHING (ITEM 3) TO ROOF SUBSTRATE USING NO. 8 WOOD SCREWS, NO. 8 SELF-DRILLING SCREWS OR 0.099" DIAMETER RING SHANK NAILS IN ACCORDANCE WITH THE EDGE DISTANCE, ON CENTER SPACING AND ANCHOR QUANTITIES SHOWN IN THE INSTALLATION ANCHOR REQUIREMENTS TABLE ON SHEET 3.
 - 2.1. FOR SKYLIGHT SIZES (WIDTH AND/OR HEIGHT) LESS THAN THAT SHOWN IN SHEET 2, THE QUANTITY OF ANCHORS CAN BE REDUCED WHILE MAINTAINING THE ON CENTER SPACING SHOWN IN THE INSTALLATION ANCHOR REQUIREMENTS TABLE ON SHEET 3.
3. INSTALLTION ANCHOR CAPACITIES ARE BASED ON THE MINIMUM SUBSTRATE REQUIREMENTS SHOWN IN THE INSTALLATION ANCHOR REQUIREMENTS TABLE ON SHEET 3.
 - 3.1. PLYWOOD SPECIES GROUP 1 OR 2 PER APA VOLUNTARY PRODUCT STANDARD PS 1.
 - 3.2. PLYWOOD CAPACITIES ARE BASED ON THE MINIMUMS SHOWN ABOVE. USERS MUST ENSURE THAT THE ROOFING SUBSTRATE MEETS ALL CODE RELATED REQUIREMENTS.
4. APPLY ALL SEALANTS ACCORDING TO MANUFACTURERS INSTRUCTIONS.
5. PRODUCT ANCHORS SHALL BE AS DESIGNATED AND LOCATED AS SHOWN ON THIS INSTALLATION DRAWINGS. ANCHOR EMBEDMENT AND EDGE DISTANCE EXCLUDE FINISHES INCLUDING BUT NOT LIMITED TO SHEATHING, UNDERLAYMENT AND SHINGLES.
6. INSTALLATION ANCHORS AND ASSOCIATED HARDWARE MUST BE MADE OF CORROSION RESISTANT MATERIAL OR HAVE A CORROSION RESISTANT COATING. DISSIMILAR METALS OR MATERIALS IN CONTACT WITH PRESSURE TREATED WOOD MUST BE PROTECTED TO PREVENT REACTION.
7. INSTALLATION ANCHORS SHALL BE INSTALLED IN ACCORDANCE WITH ANCHOR MANUFACTURERS INSTALLATION INSTRUCTIONS. ANCHORS SHALL NOT BE USED IN SUBSTRATES WITH STRENGTHS LESS THAN THE MINIMUM STRENGTH SPECIFIED IN THE INSTALLATION ANCHOR SCHEDULE ON SHEET 3.

TABLE OF CONTENTS		
SHEET	REV.	SHEET DESCRIPTION
1	-	GENERAL AND INSTALLATION NOTES
2	-	ANCHOR ELEVATIONS AND LAYOUTS
3	-	INSTALLATION ANCHOR SCHEDULE
4	-	SECTIONS, BILL OF MATERIALS AND COMPONENTS

DESIGN PRESSURE RATING (PSF)	IMPACT RATING
+80 / -80	LARGE MISSILE IMPACT

PRODUCT REVISED
as complying with the Florida
Building Code
Acceptance No 17-1219.03
Expiration Date 10/15/2020
By H. A. Amoroso
Miami Dade Product Control



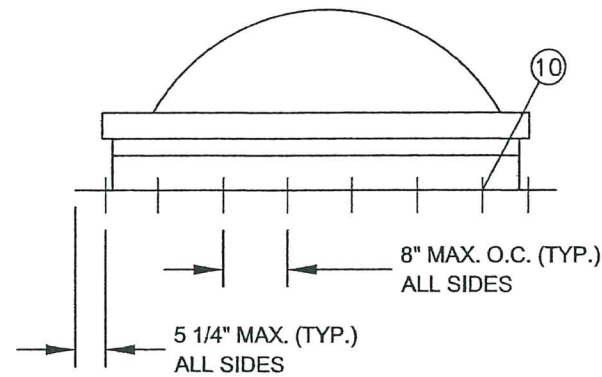
12472 LAKE UNDERHILL RD
NO. 148
ORLANDO, FL 32828
robert.amoruso@comcast.net

NATURAL LIGHT ENERGY SYSTEMS, LLC dba KENNEDY SKYLIGHT
10829 N. 23rd AVENUE
PHOENIX, AZ 85029

HCMA SKYLIGHT
GENERAL & INSTALLATION NOTES

DRAWN BY: JM/RJA
SCALE: N.T.S.
DATE: 3/4/15
DRAWING NO: NL_0045
REV: C
SHEET: 1 OF 4

PROJECT NO. ACE-2017-137	RJA	RJA	RJA	DATE	BY
UPDATE TO 6TH EDITION (2017) FBC	12/6/17				
UPDATE MANUFACTURER'S NAME		3/13/16			
AS REQUIRED BY MIAMI-DADE RFI			08/10/15		
DESCRIPTION					

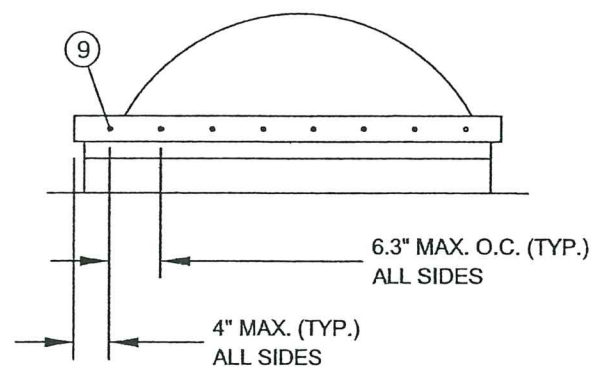


A
2

ANCHOR LAYOUT

DECK ATTACHMENT EACH SIDE - 60"

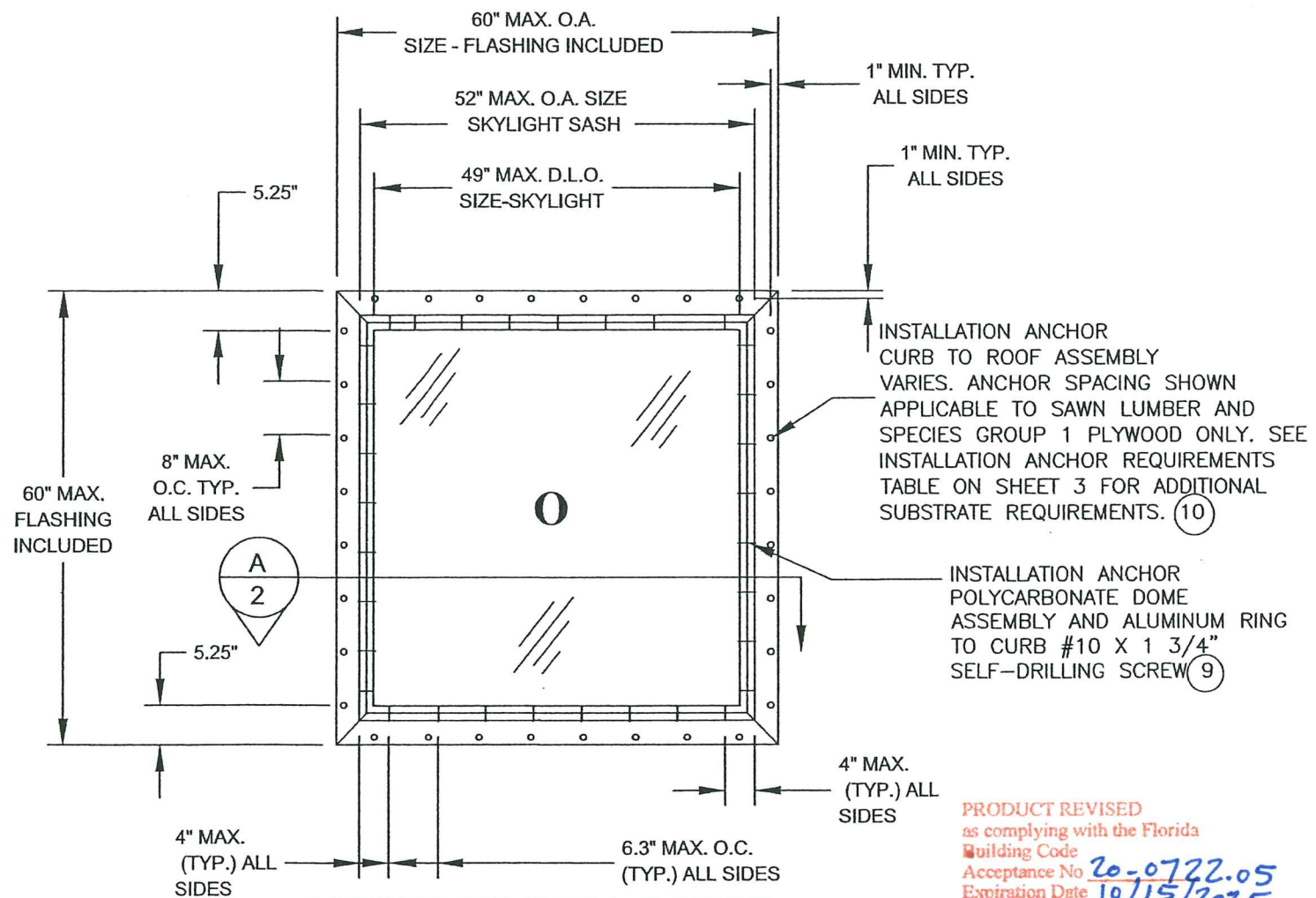
ANCHOR SPACING SHOWN APPLICABLE TO SAWN LUMBER AND SPECIES GROUP 1 PLYWOOD ONLY. SEE INSTALLATION ANCHOR REQUIREMENTS TABLE ON SHEET 3 FOR ADDITIONAL SUBSTRATE REQUIREMENTS.



A
2

ANCHOR LAYOUT

DOMES TO CURB EACH SIDE - 52"



MODEL "H.C.M.A." CURVED MOUNTED SKYLIGHT

(EXTERIOR)

MAXIMUM SIZE TESTED SHOWN - SMALLER SIZES IN WIDTH AND/OR HEIGHT ALLOWED. SEE SHEET 1, INSTALLATION NOTES 1.1 AND 2.1.

PRODUCT REVISED
as complying with the Florida
Building Code
Acceptance No 20-0722.05
Expiration Date 10/15/2025
By *Heidi A. Malin*
Miami Dade Product Control


PRODUCT REVISED
as complying with the Florida
Building Code
Acceptance No 17-1219.03
Expiration Date 10/15/2020
By *Heidi A. Malin*
Miami Dade Product Control

PROJECT NO. ACE-2017-137

C	UPDATE TO 6TH EDITION (2017) FBC	12/6/17	RJA
B	UPDATE MANUFACTURER'S NAME	3/13/16	RJA
A	AS REQUIRED BY MIAMI-DADE RFI	09/10/15	RJA
REV	DESCRIPTION	DATE	BY

NATURAL LIGHT ENERGY SYSTEMS, LLC dba KENNEDY SKYLIGHT		10829 N. 23rd AVENUE PHOENIX, AZ 85029	
TITLE: ANCHOR ELEVATIONS AND LAYOUT			
DRAWN BY:	JIM/RJA	DATE:	3/4/15
SCALE:	N.T.S.	DRAWING NO.:	NL_0045
REV:	C	SHEET:	2 OF 4

ROBERT J. AMORUSO
FL. P.E. NO. 49752



12472 LAKE UNDERHILL RD
NO. 148
ORLANDO, FL 32828
robert.amoruso@comcast.net

INSTALLATION ANCHOR REQUIREMENTS TABLE

ASSEMBLY	SUBSTRATE	HEAD TYPE	(SIZE)	MANUFACTURER AND/OR SPECIFICATION (2)	MIN. EMBED. (IN)	MIN. EDGE DISTANCE (IN)	MIN. SPACING (IN)	CAPACITIES BASED ON	ANCHOR QUANTITIES AND SPACING		
									EDGE DISTANCE (in)	ON CENTER (O.C.) SPACING (in)	QUANTITY PER SIDE
SKYLIGHT RETAINING RING (ITEM NO. 5) TO CURB	SOLID SAWN LUMBER (1)	HEX, PAN OR TRUSS HD.	NO. 10	ASME B18.6.4 (SDS)	1 1/4"	3/4"	3/4"	SG= 0.55 (HVHZ) MIN.	4	6.3	8
2x6 WOOD CURB (ITEM NO. 4) AND ALUMINUM FLASHING (ITEM NO. 3) TO ROOF SUBSTRATE	SOLID SAWN LUMBER (1)	HEX, PAN OR TRUSS HD.	NO. 8	ANSI B18.6.1 (WS) ASME B18.6.4 (SDS)	1 1/4"	3/4"	3/4"	SG= 0.55 (HVHZ) MIN.	5.25	8	8
	PLYWOOD (3)	HEX, PAN OR TRUSS HD.	NO. 8	ASME B18.6.4 (SDS)	SCREW THREADS SHALL PROTRUDE A MIN. OF 1/4" FROM BOTTOM OF ROOF SHEATHING.	3/4"	3/4"	7/16" THICK. PLYWOOD SPECIES GROUP 1 (3)	5.25	8	8
								7/16" THICK. PLYWOOD SPECIES GROUP 2 (3)	5.25	4.2	13
	PLYWOOD (3)	1/4" ROUND HEAD RING SHANK NAIL	0.099" DIA. MIN.	RING SHANK NAIL	NAIL SHANK SHALL PROTRUDE A MIN. OF 1/4" FROM BOTTOM OF ROOF SHEATHING.	3/4"	3/4"	7/16" THICK. PLYWOOD SPECIES GROUP 1 (3)	5.25	4.2	13
7/16" THICK. PLYWOOD SPECIES GROUP 2 (3)											

- NOTES**
- ANCHORS TO BE ANSI B18.6.1 WOOD SCREWS OR ASME B18.6.4 SELF-DRILLING SCREWS WITH MIN. GRADE 2 STRENGTH.
 - WS - WOOD SCREW; SDS - SELF-DRILLING SCREW
 - PLYWOOD SPECIES GROUP 1 OR 2 PER APA VOLUNTARY PRODUCT STANDARD PS 1.

RJA	RJA	RJA	BY
12/6/17	3/13/16	09/10/15	DATE
C	B	A	REV
UPDATE TO 6TH EDITION (2017) FBC	UPDATE MANUFACTURER'S NAME	AS REQUIRED BY MIAMI-DADE RFI	DESCRIPTION

PROJECT NO. ACE-2017-137

NATURAL LIGHT ENERGY SYSTEMS, LLC dba KENNEDY SKYLIGHT
 10829 N. 23rd AVENUE
 PHOENIX, AZ 85029

HCMA SKYLIGHT
 INSTALLATION ANCHOR SCHEDULE

TITLE:


DATE: 3/4/15
 DRAWING NO: NL_0045
 SHEET: 3 OF 4

DRAWN BY: JMR/JA
 SCALE: N.T.S.
 REV: C

PRODUCT REVISED
 as complying with the Florida
 Building Code
 Acceptance No 20-0722.05
 Expiration Date 10/15/2025
 By H. G. A. Miller
 Miami Dade Product Control

PRODUCT REVISED
 as complying with the Florida
 Building Code
 Acceptance No 17-1219.03
 Expiration Date 10/15/2020
 By H. G. A. Miller
 Miami Dade Product Control

ROBERT J. AMORUSO
 FL. P.E. NO. 49752



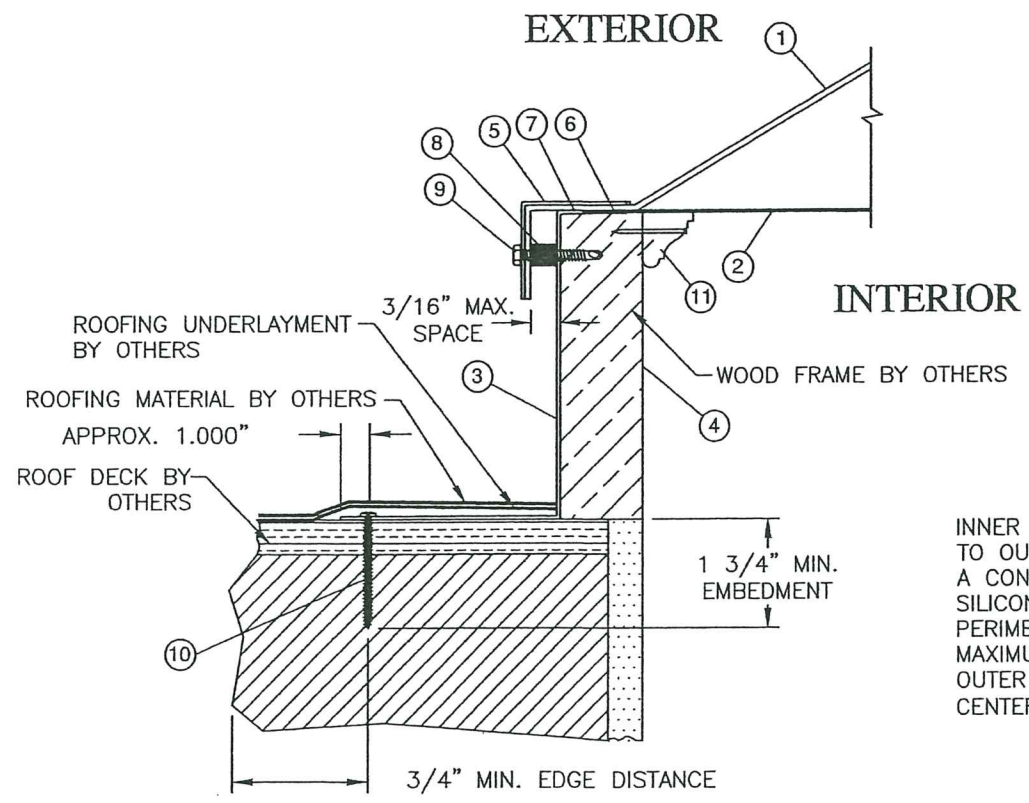
12472 LAKE UNDERHILL RD
 NO. 148
 ORLANDO, FL 32828
 robert.amoruso@comcast.net

PROJECT NO. ACE-2017-137	RJA	RJA	RJA	BY
UPDATE TO 6TH EDITION (2017) FBC	12/8/17	3/13/16	09/10/15	DATE
UPDATE MANUFACTURERS NAME	B	A	REV	DESCRIPTION
AS REQUIRED BY MIAMI-DADE RFI	C	REV	REV	REV

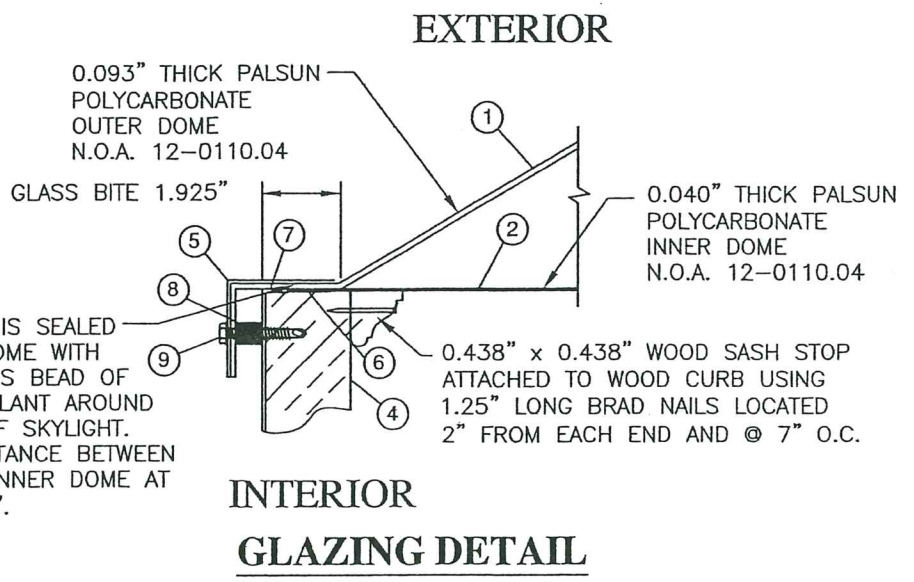
NATURAL LIGHT ENERGY SYSTEMS, LLC dba KENNEDY SKYLIGHT 10829 N. 23rd AVENUE PHOENIX, AZ 85029	DATE: 3/4/15	DATE: 3/4/15	DATE: 3/4/15	DATE: 3/4/15
HCMA SKYLIGHT SECTIONS, BILL OF MATERIALS & COMPONENTS	DRAWN BY: JM/RJA	DRAWING NO: NL_0045	DRAWING NO: NL_0045	DRAWING NO: NL_0045
	SCALE: N.T.S.	SCALE: N.T.S.	SCALE: N.T.S.	SCALE: N.T.S.
	REV: C	REV: C	REV: C	REV: C
	SHEET: 4 OF 4	SHEET: 4 OF 4	SHEET: 4 OF 4	SHEET: 4 OF 4

ROBERT J. AMORUSO
FL. P.E. NO. 49752

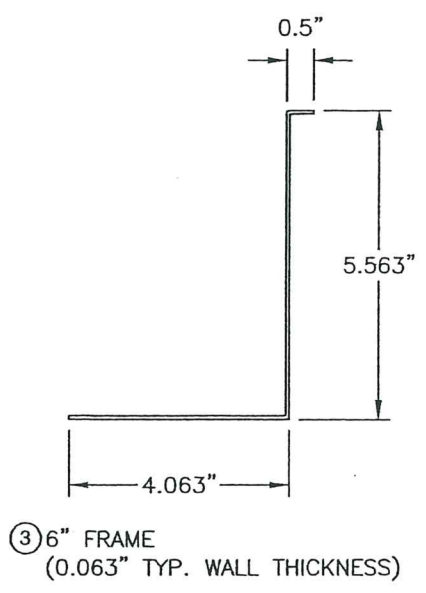
12472 LAKE UNDERHILL RD
NO. 148
ORLANDO, FL 32828
robert.amoruso@comcast.net



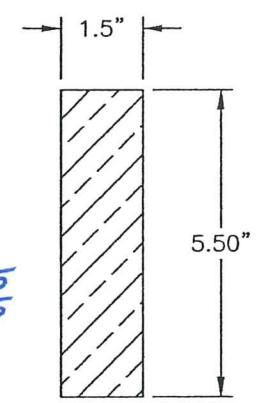
A TYPICAL SECTION - 6" FRAME
WOOD SUBSTRATE



GLAZING DETAIL



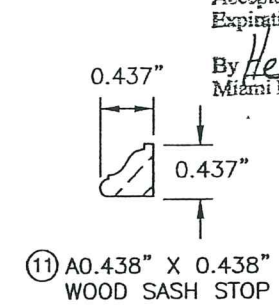
C 6" FRAME
(0.063" TYP. WALL THICKNESS)



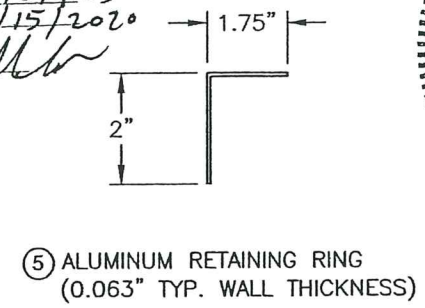
D 1-1/2" X 5-1/2" WOOD CURB
SOUTHERN YELLOW PINE 0.55 SG.

PRODUCT REVISED
as complying with the Florida
Building Code
Acceptance No 20-0722.05
Expiration Date 10/15/2025
By *Heidi A. Miller*
Miami Data Product Control

PRODUCT REVISED
as complying with the Florida
Building Code
Acceptance No 17-1219.03
Expiration Date 10/15/2020
By *Heidi A. Miller*
Miami Data Product Control



E 0.438" X 0.438"
WOOD SASH STOP



F ALUMINUM RETAINING RING
(0.063" TYP. WALL THICKNESS)

BILL OF MATERIALS			
ITEM #	DESCRIPTION	MATERIAL	MANUFACTURER
1	OUTER GLAZING DOME 0.093" POLYCARBONATE (PER CURRENT NOA) (SEE NOTE 1)	POLYCARBONATE	PALRAM AMERICAS, INC
2	INNER GLAZING DOME 0.040" POLYCARBONATE (PER CURRENT NOA) (SEE NOTE 1)	POLYCARBONATE	PALRAM AMERICAS, INC
3	6" EXTRUDED ALUMINUM CURB FRAME	ALUMINUM 6063-T6	SAPA
4	1-1/2" X 5-1/2" WOOD CURB (2" X 6" NOMINAL SHOWN - SEE NOTE 3 BELOW)	SOUTHERN PINE	-----
5	2" X 1-3/4" EXTRUDED ALUMINUM RETAINING RING	ALUMINUM 6063-T6	SAPA
6	1" X 3/8" CLOSED CELL FOAM TAPE	ACRYLIC FOAM	LAMTEK
7	CLEAR SILICONE SEALANT	SILICONE	NOVA GUARD
8	3/8" X 1" DIAMETER KISS CUT CLOSED CELL SPACER	ACRYLIC FOAM	FRANK LOWE
9	#10 (#2 POINT) HEX WASHER HEAD SELF-DRILLING SCREW 1 3/4" LONG	SEE NOTE 2 BELOW	-----
10	#8 X 1-1/2" WOOD SCREW (PHILLIPS PAN HEAD WASHER) FOR INSTALLATION INTO 2X SAWN LUMBER. FOR OTHER SUBSTRATES SEE ANCHOR TABLE ON SHEET 3.	SEE NOTE 2 BELOW	-----
11	0.438" X 0.438" SASH STOP	WOOD-PINE	-----

- NOTES:
- THE LIGHT TRANSMITTING PLASTIC SHALL BE MOUNTED ABOVE THE PLANE OF THE ROOF ON A CURB CONSTRUCTED IN ACCORDANCE WITH THE REQUIREMENTS FOR THE TYPE OF CONSTRUCTION, BUT AT LEAST FOUR (4) INCHES ABOVE THE PLANE OF THE ROOF.
 - INSTALLATION ANCHORS AND ASSOCIATED HARDWARE MUST BE MADE OF CORROSION RESISTANT MATERIAL OR HAVE A CORROSION RESISTANT COATING. DISSIMILAR METALS OR MATERIALS IN CONTACT WITH PRESSURE TREATED WOOD MUST BE PROTECTED TO PREVENT REACTION.
 - CURB HEIGHT SHALL BE A MINIMUM OF 4" AND A MAXIMUM OF 12" AND SHALL BE CONSTRUCTED IN SUCH A MANNER SUCH THAT THE SKYLIGHT IS A LEAST 4" ABOVE THE PLANE OF THE ROOF.