



PLEASE READ: This Solar LED Light Kit installation should be completed in conjunction with the standard Tubular Skylight installation instructions. The Solar LED Light Kit can be used with all Kennedy Rigid Pipe Tubular Skylights models.

IMPORTANT NOTE: If the Solar LED Light Kit will be installed along with a Dimmer Kit, the dimmer section must be placed ABOVE the light kit section.

STEP 1

Install the (2) rechargeable batteries into the back side of the LED light.

NOTE: Use only rechargeable batteries with this product.

STEP 2

Turn ON the LED light using the switch on the bottom of the LED light.

STEP 3

Attach the supplied hook onto the top edge of light pipe section that will terminate at the ceiling.

CAUTION: The light pipe is extremely sharp, handle with care and wear gloves.

STEP 4

Attach the LED light onto the hook.

Continue with the Kennedy Tubular Skylight installation instructions to complete the installation.

INSTALLATION IF TUBULAR SKYLIGHT IS ALREADY INSTALLED

Begin with Steps 1 and 2. From a ladder, remove the ceiling trim ring by firmly pulling it downward and set it aside. Reach up into the light pipe and locate the top edge of the light pipe. Attach the hook and then attach the LED light onto the hook. Replace the ceiling trim ring.


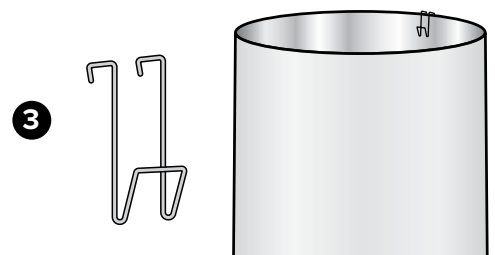
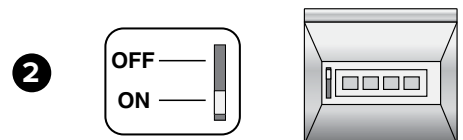
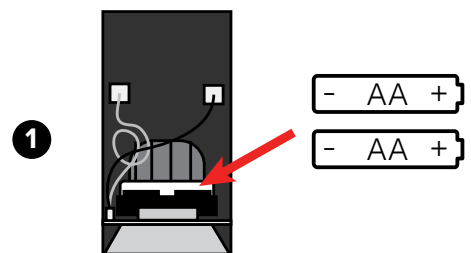

CARE AND MAINTENANCE:

Battery Replacement:

Requires (2) AA 2300mAh batteries.

Storage:

During prolonged storage, turn switch to OFF and remove the batteries.





Solar LED Light Kit 2-Year Product Warranty

Kennedy Skylights (hereinafter KS) warrants any tubular skylight Solar LED Light Kit manufactured by KS to be free from defects in materials and workmanship to the original residential purchaser (hereinafter CONSUMER) from the date of purchase. All aspects of the Warranty are subject to the following limitations, terms and conditions.

1. DURATION OF WARRANTY

If a KS Solar LED Light Kit (hereinafter "Equipment") is determined to have a defect in material or workmanship, KS will, at its sole discretion, repair or replace the defective part at NO CHARGE to the CONSUMER, (excluding labor, and applicable shipping and handling costs) for the duration of two years from the date of purchase.

2. LIMITATIONS OF COVERAGE

This Warranty extends only to the CONSUMER for damage resulting from defects in materials and workmanship, it does not extend to damage caused by the CONSUMER'S neglect or abuse, or by accident, to damage caused by wind, hail or abnormal weather conditions, or to damage caused by acts of God, civil insurrection or extraordinary circumstances which are beyond the control of KS.

KS shall not be liable for any direct or indirect damage resulting from the use of the Equipment, and in no event shall the extent of the Warranty coverage exceed the purchase price of the Equipment.

KS assumes no liability for the determination of the proper equipment necessary to meet a CONSUMER'S requirements, nor does it authorize others to assume such obligations on its behalf.

3. MISCELLANEOUS

In order to be considered for validation, all claims for Warranty coverage must be accompanied by a copy of the purchase agreement indicating the date of initial installation, KS reserves the right to inspect the Solar LED Light Kit prior to honoring any Warranty claim.

This Warranty gives you specific legal rights, and you may have other rights which may vary from state to state. Any and all inquiries or claims under this Warranty must be submitted in writing to **Kennedy Skylights, Attn: Warranty Department, 5294 Tower Way, Sanford, FL 32773** or by e-mail to info@kennedyskylights.com.



Kennedy
SKYLIGHTS AND
SOLAR VENTILATION™



To register your Solar LED Light Kit, please visit
www.KennedySkylights.com/warranty-registration.html

REGISTER NOW